

## Capital Market Report 26 June 2026

Foreigners BOUGHT R5.3B for the week ended. They SOLD R2035's, R2037's, and R209's and BOUGHT R2030's, R2044's, and R2032's. FRX26 was the weakest performer, giving away 9bps over its benchmark. IVC275 and ABGN04 were the strongest performers this week, giving away 137bps and 22bps, respectively.

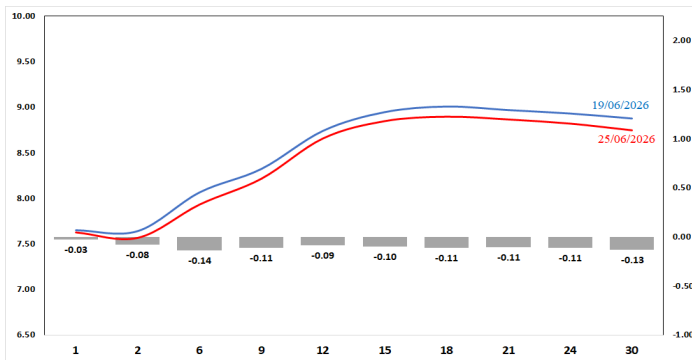
### WEEKLY NON-RES STATS

BOND	PURCHASES	SALES	NETT
R187	46,500,000	39,000,000	7,500,000
R188	200,000,000	4,400,000	195,600,000
R2,030	4,471,960,000	1,551,200,000	2,920,760,000
R213	2,007,873,067	1,574,187,801	433,685,266
R2,032	2,692,640,000	1,392,800,000	1,299,840,000
R2,033	1,197,000,000	565,000,000	632,000,000
R2,035	5,043,565,040	8,034,864,960	-2,991,299,920
R209	380,792,667	827,194,657	-446,401,990
R2,037	3,844,060,000	5,341,666,060	-1,497,606,060
R2,038	1,201,086,800	779,050,000	422,036,800
R2,039	764,100,000	1,037,472,000	-273,372,000
R2,040	2,279,220,013	1,432,333,733	846,886,280
R214	151,750,000	36,340,000	115,410,000
R2,042	1,685,600,000	1,013,600,000	672,000,000
R2,044	4,535,633,000	1,732,250,000	2,803,383,000
R2,048	4,091,432,021	3,891,223,616	200,208,405
<b>TOTAL</b>	<b>34,593,212,608</b>	<b>29,252,582,827</b>	<b>5,340,629,781</b>

### CORPORATE SPREADS

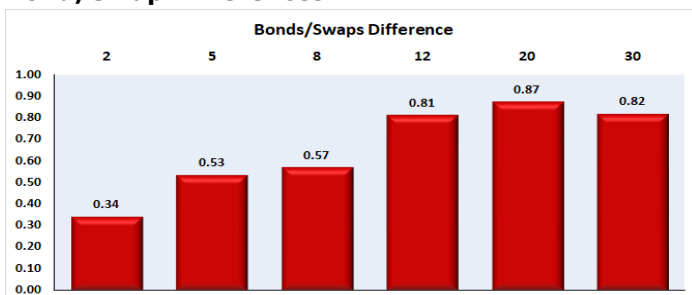
BOND	COMPANION	COMPANIONS	CURRENT	PRIOR	CHANGE
FRX26	01/10/2026	R2,030	-48	-57	9
BPPF54	12/09/2026	JIBAR	58	60	-2
ABGN03	27/06/2029	JIBAR	76	80	-4
DSY06	21/05/2027	JIBAR	52	60	-8
DTF008	14/09/2026	JIBAR	30	42	-12
ABGN04	31/07/2027	JIBAR	40	62	-22
IVC275	20/01/2029	JIBAR	115	252	-137

### Yield Curve- Week on Week

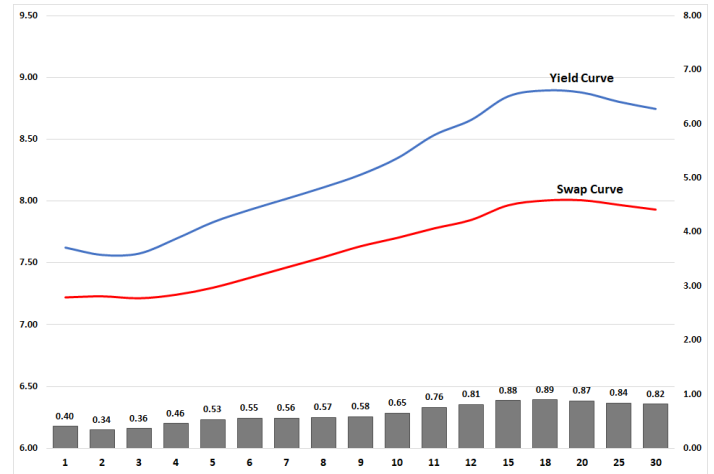


Bond Rates	Open	High	Low	Close
R 2,040	8.910	8.935	8.770	8.775
R 209	8.485	8.525	8.325	8.330
R 2,030	7.830	7.885	7.615	7.620

### Bond/Swap Differences



### BONDS and SWAPS - YIELD CURVE



### IMPORTANT ECONOMIC INDICATORS

Date	Time	Country	Event	Month	Previous	Consensus	Forecast
30-Jun-26	08:00:00	SA	M3 Money Supply YoY MAY	May'26	9.82%		
	08:00:00	SA	Private Sector Credit YoY MAY	May'26	9.20%		9.40%
	08:00:00	UK	GDP Growth Rate YoY Final Q1	Q1	1.00%	1.10%	1.10%
	14:00:00	SA	Balance of Trade MAY	May'26	ZAR15.16B		ZAR 19.0B
		SA	Inflation Expectations Q2	Q2	3.60%		3.80%
		SA	Budget Balance MAY	May'26	ZAR-63.57B		ZAR -10.0B
01-Jul-26	11:00:00	EU	Inflation Rate YoY Flash JUN	Jun'26	3.20%		3.20%
		SA	Total New Vehicle Sales JUN	Jun'26	51.07K		51.0K
02-Jul-26	14:30:00	US	Non Farm Payrolls JUN	Jun'26	172K		90.0K
	14:30:00	US	Unemployment Rate JUN	Jun'26	4.30%		4.50%
	14:30:00	US	Initial Jobless Claims JUN/27	Jun'26	215K		210.0K

### PERFORMANCE

Performance	Total Return		
	MTD	YTD	YoY
ALBI	2.69%	4.58%	21.81%
GOVI	2.75%	4.60%	21.48%
1 to 3 Years	0.59%	2.61%	7.75%
3 to 7 Years	1.74%	2.76%	13.22%
7 to 12 Years	2.77%	4.40%	22.73%
Over 12 Years	3.45%	6.28%	31.35%

### AUCTION RESULTS FOR THE WEEK

Government Bond Auction Results			
Bonds	R 2,033	R2,039	R2,042
Amount on Auction (R'm)	850	850	850
Bids Received (R'm)	3120	3585	3340
Bid to Cover	3.67	4.22	3.93
Clearing Yield (%)	8.145	8.825	9.000

Inflation Linked Bond Auction Results ( 26 June 2026)			
Bonds	I2031	I2043	I2050
Coupon	4.250	5.125	2.500
Amount issued (R'm)	300	230	50
Bids received (R'm)	900	230	80
Bid to Cover	3.000	1.000	1.600
Clearing Yield (%)	3.660	4.090	4.040

### AUCTION INVITATION FOR THE UPCOMING WEEK

Government Bond Auction			
Bonds	R 2,033	R 2,038	R 2,042
Coupon(%)	10.000	10.875	10.125
Amount on Offer (R'm)	850	850	850
Inflation Linked Bond Auction			
Bonds	I2031	I2043	I2050
Total Amount (R'm)		1000	